

**Des Moines Area Community College:
FIRSTS Goals
FY 2007 Scorecard**

	Current Year Rating	Previous Year Rating	INDICATOR
Quality			A. Within term credit course retention
			B. Fall-to-spring credit student persistence
			C. Fall-to-fall credit student persistence
			D. Graduation rate
			E. Post-DMACC Success in employment and further education
	Not Reported	Not Reported	F. Assessment of student learning
			G. Percent of sections taught by full-time faculty
			H. Percent of returning non-credit customers (non-mandated)- CE and DBR

	Current Year Rating	Previous Year Rating	INDICATOR
Service			A. Overall service area population penetration- Credit
			B. Overall service area population penetration- Non-credit
			C. Service area population penetration by race- Credit and Non-credit
			D. Service area population penetration by age group- Credit only

	Current Year Rating	Previous Year Rating	INDICATOR
Affordability			A. Student education costs including tuition rate, fees and other expenses
			B. Scholarship endowment fund balance
			C. Scholarship dollars awarded
			D. Number of student scholarships awarded
			E. Total foundation assets
	Not Reported	Not Reported	F. New revenues from grants, investment income and other sources (CE, DBR)
		Not Reported	G. Alumni association size and contributions
		Not Reported	H. Cost savings through process efficiencies and utilization of existing technology

Key ¹



Significant Improvement



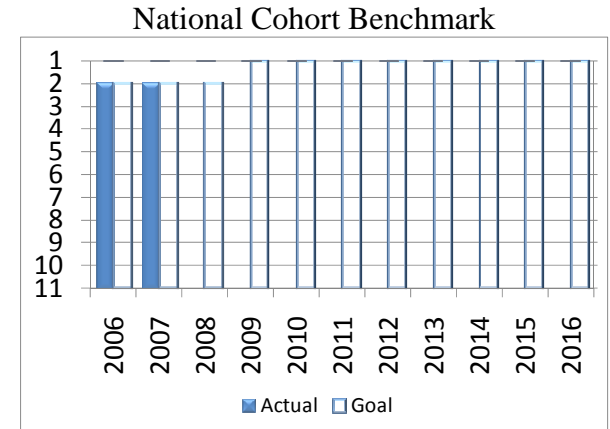
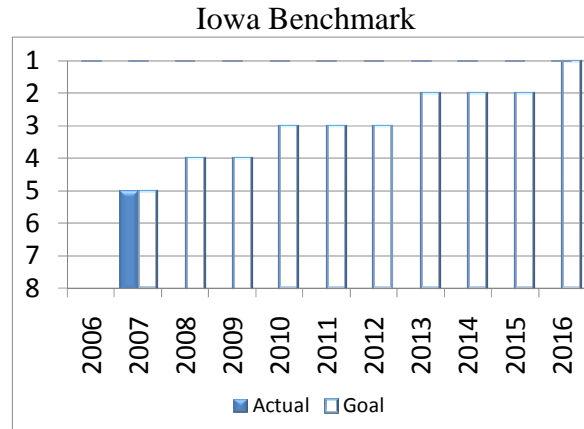
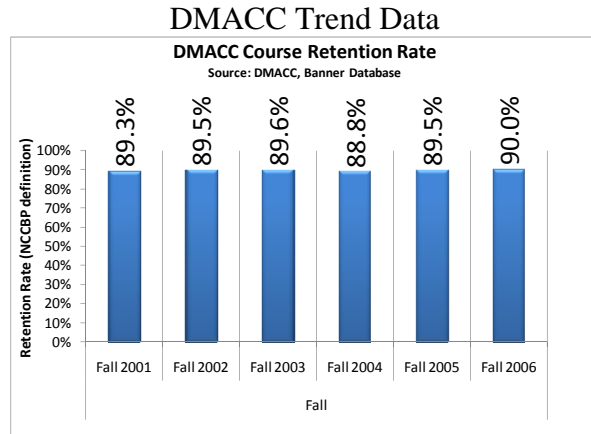
No Significant Change



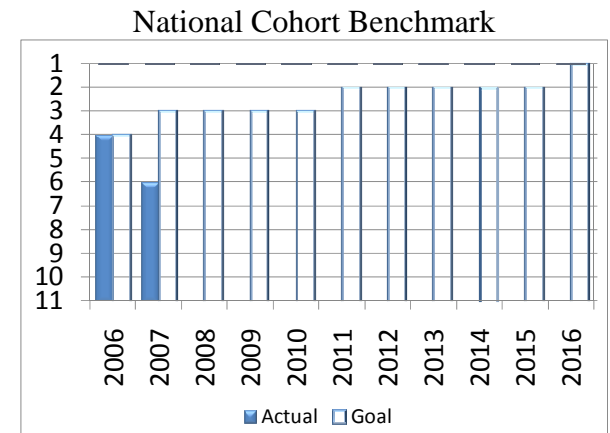
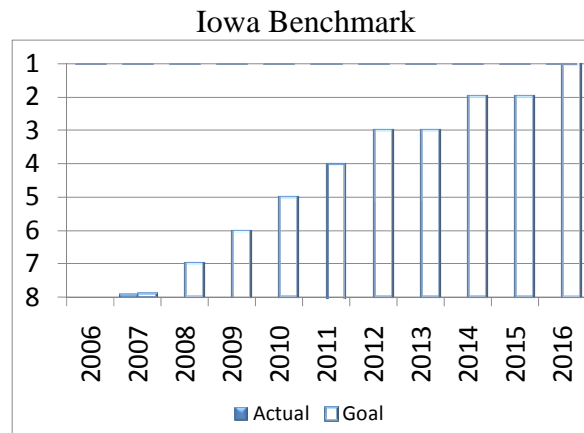
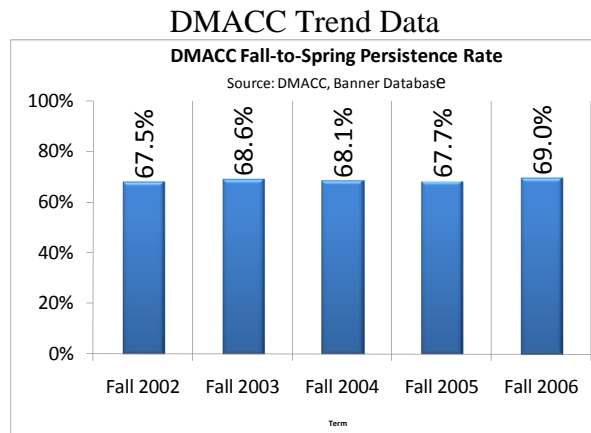
Significant Decline

1. FIRST in Quality

A. Within Term Course Retention



B. Fall-to-Spring Credit Student Persistence



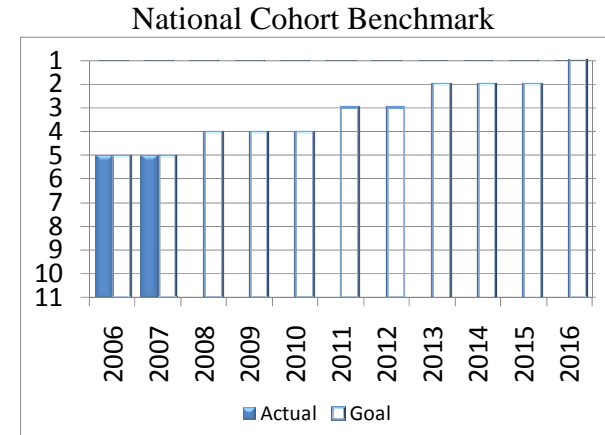
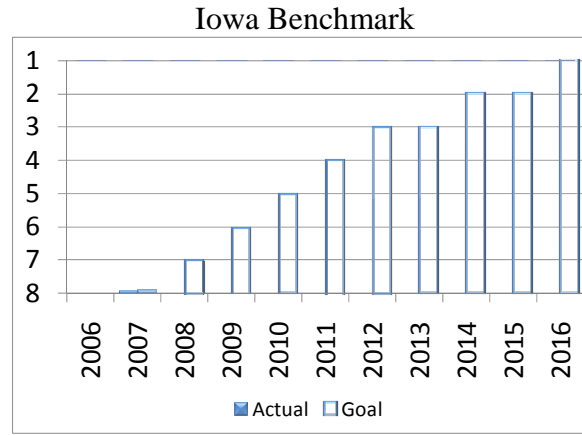
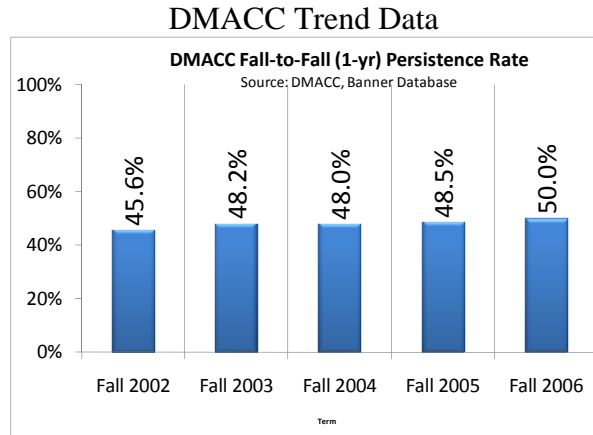
National Cohort

Austin CC (TX)	Collin County CC (TX)	Illinois Central (IL)	Grand Rapids (MI)	Erie CC (NY)
Johnson Co. (KS)	Monroe CC (NY)	Maricopa System (AZ)	Metropolitan (NE)	Miami Dade (FL)

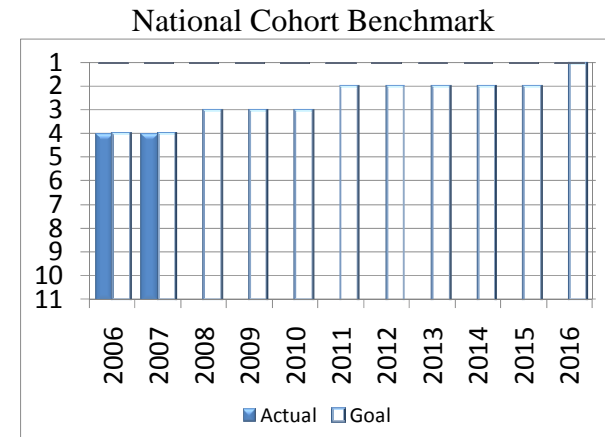
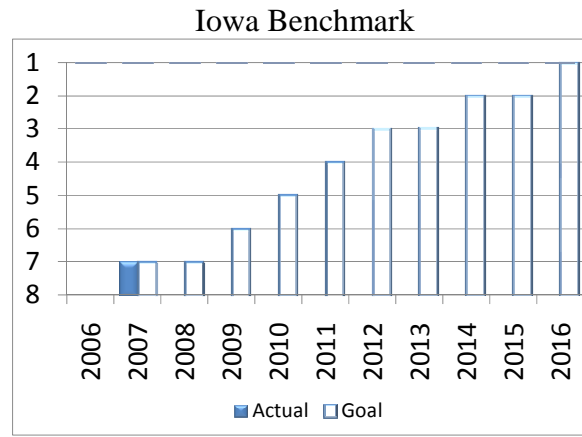
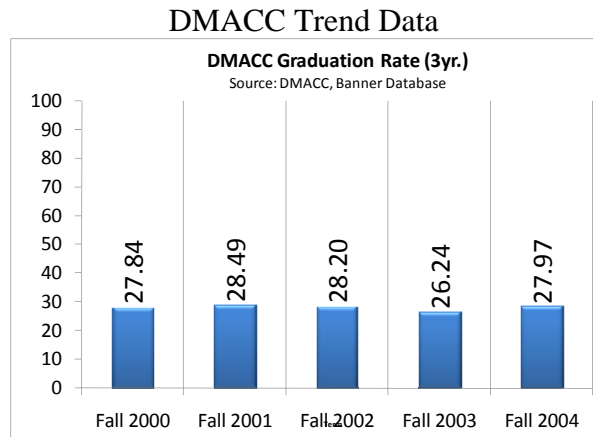
Note: Madison Area Tech, Cuyahoga, and El Paso were replaces in the cohort because they did not participate in the 2007 NCCBP

1. FIRST in Quality (continued)

C. Fall-to-fall Credit Student Persistence



D. Graduation Rate



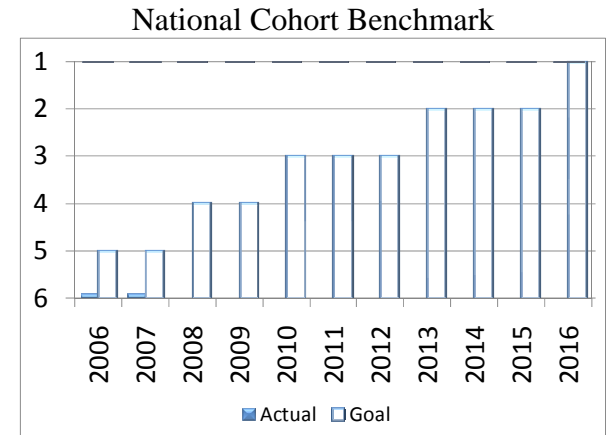
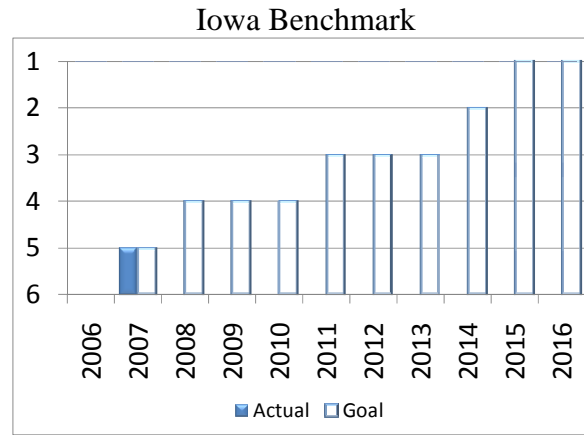
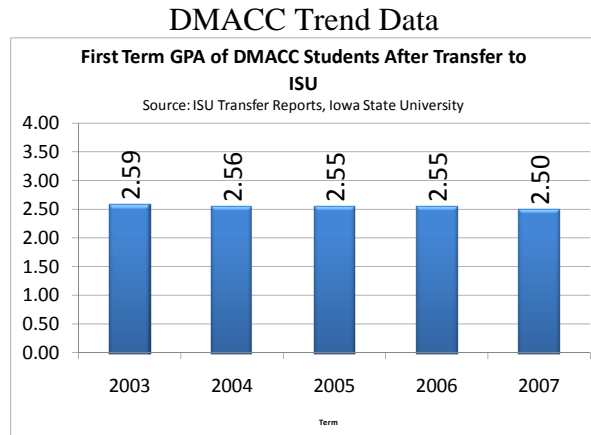
National Cohort

Austin CC (TX)	Collin County CC (TX)	Illinois Central (IL)	Grand Rapids (MI)	Erie CC (NY)
Johnson Co. (KS)	Monroe CC (NY)	Maricopa System (AZ)	Metropolitan (NE)	Miami Dade (FL)

Note: Madison Area Tech, Cuyahoga, and El Paso were replaces in the cohort because they did not participate in the 2007 NCCBP

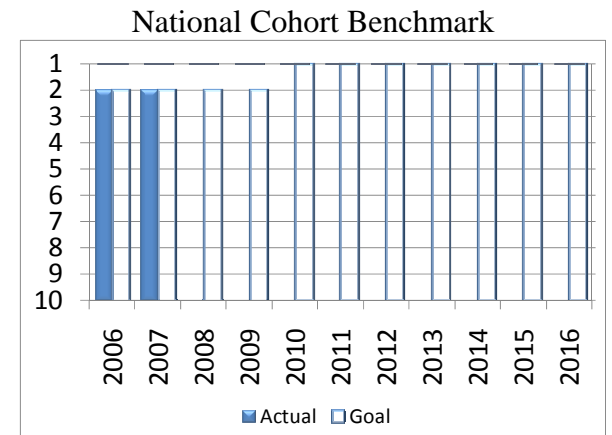
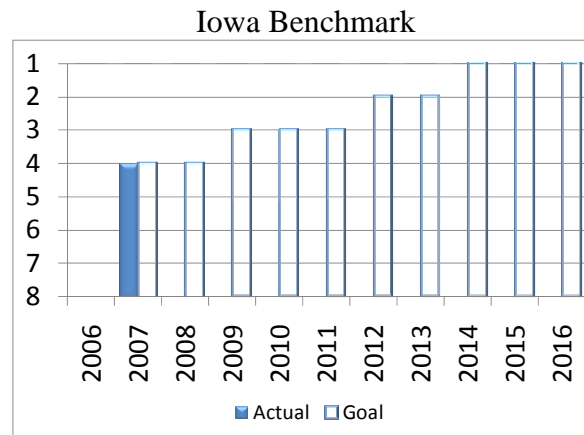
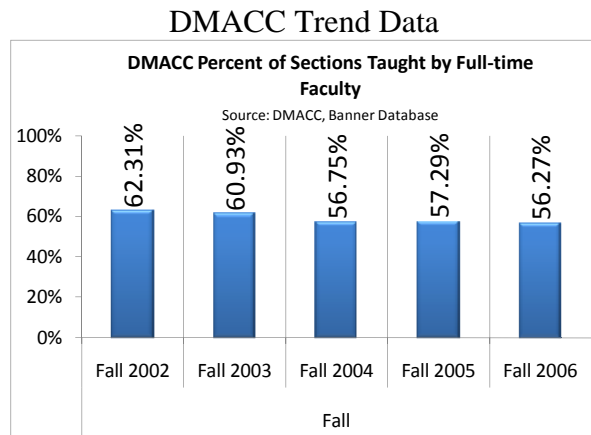
1. FIRST in Quality (continued)

E. Post-DMACC Success in Employment and Further Education ²



F. Assessment of Student Learning- NONE

G. Percent of Sections Taught by Full-time Faculty



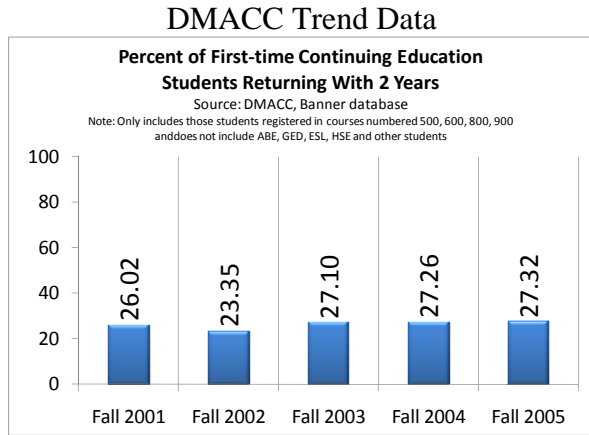
National Cohort

Austin CC (TX)	Collin County CC (TX)	Illinois Central (IL)	Grand Rapids (MI)	Erie CC (NY)
Johnson Co. (KS)	Monroe CC (NY)	Maricopa System (AZ)	Metropolitan (NE)	Miami Dade (FL)

Note: Madison Area Tech, Cuyahoga, and El Paso were replaces in the cohort because they did not participate in the 2007 NCCBP

1. FIRST in Quality (continued)

H. Percent of Returning Non-mandated Continuing Education Customers



Iowa Benchmark

National Cohort Benchmark

None available

None available

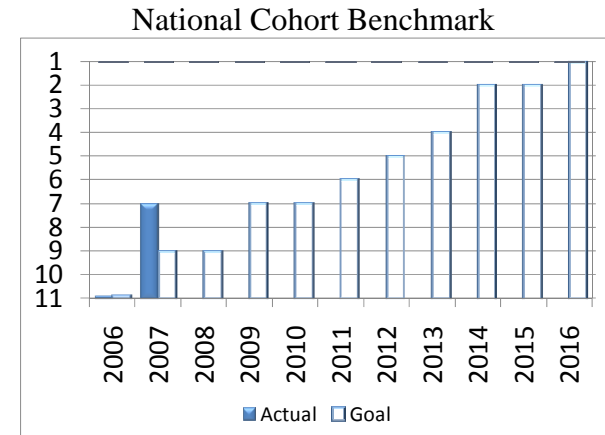
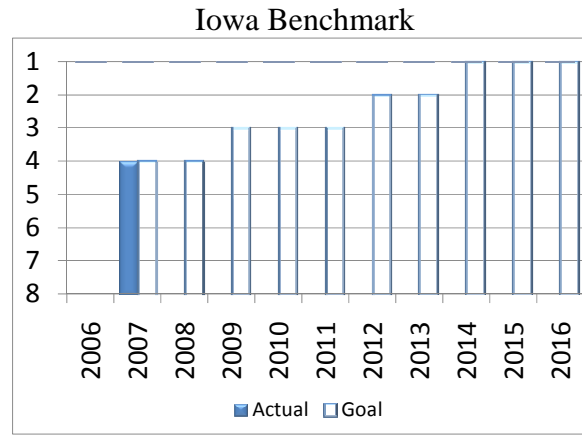
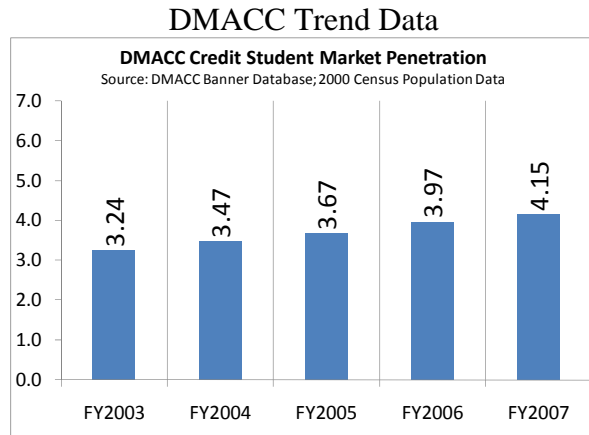
National Cohort

Austin CC (TX)	Collin County CC (TX)	Illinois Central (IL)	Grand Rapids (MI)	Erie CC (NY)
Johnson Co. (KS)	Monroe CC (NY)	Maricopa System (AZ)	Metropolitan (NE)	Miami Dade (FL)

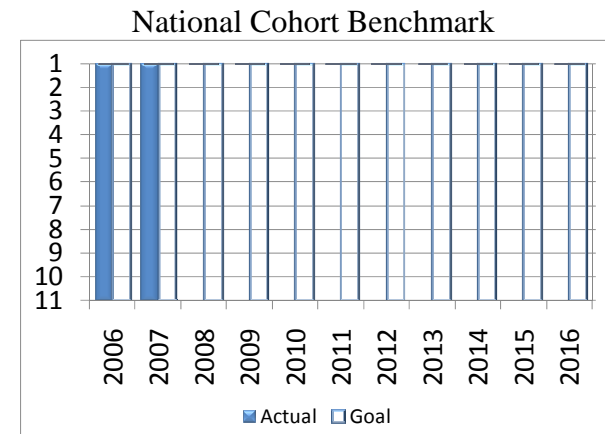
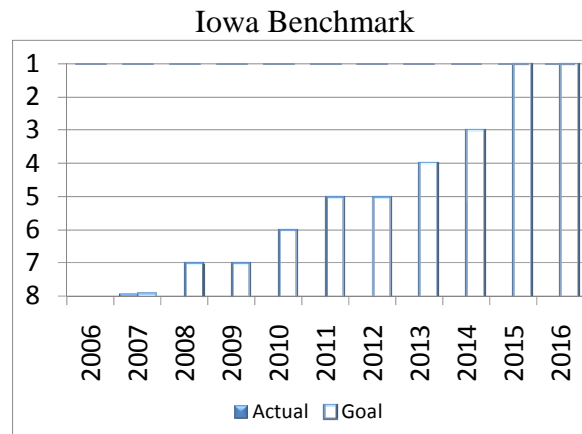
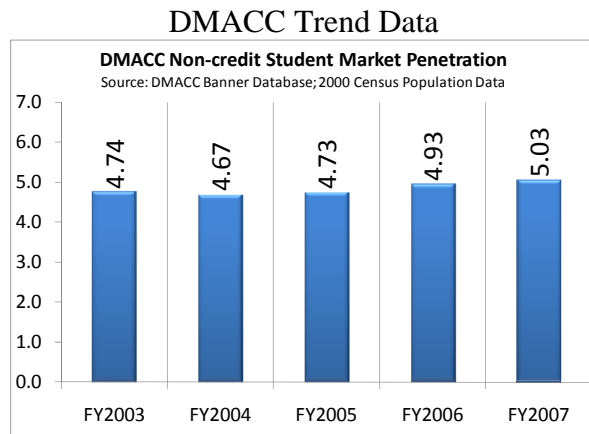
Note: Madison Area Tech, Cuyahoga, and El Paso were replaces in the cohort because they did not participate in the 2007 NCCBP

1. FIRST in Service

A. Overall Service Area Population Penetration- Credit



B. Overall Service Area Population Penetration- Non-credit



1. FIRST in Service (continued)

Austin CC (TX)
Collin County CC (TX)
National Cohort
Grand Rapids (MI)
Erie CC (NY)

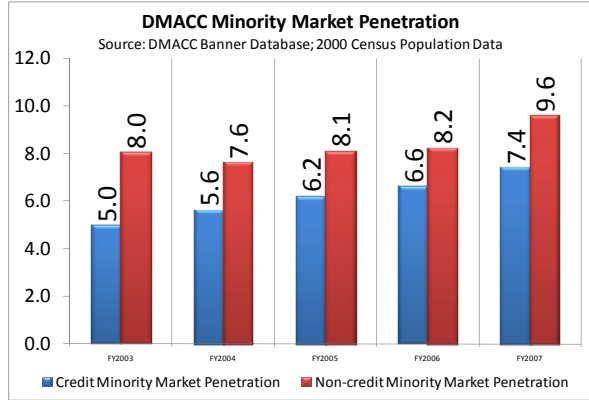
Johnson Co. (KS)
Monroe CC (NY)
Illinois Central (IL)
Metropolitan (NE)
Miami Dade (FL)

Maricopa System (AZ)

Note: Madison Area Tech, Cuyahoga, and El Paso were replaces in the cohort because they did not participate in the 2007 NCCBP

C. Service Area Population Penetration by Race- Credit and Non-credit

DMACC Trend Data



Iowa Benchmark

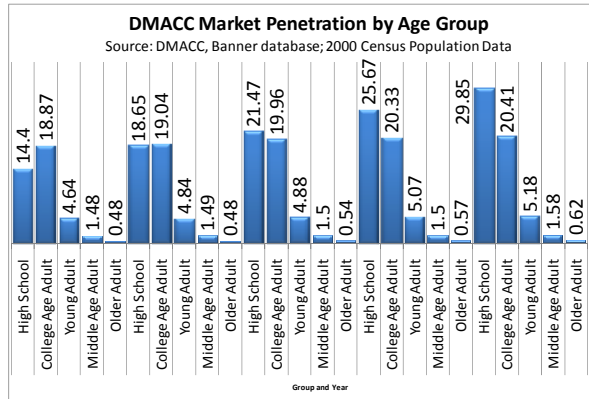
National Cohort Benchmark

None available

None available

D. Overall Service Area Population Penetration by Age Group- Credit Only

DMACC Trend Data



Iowa Benchmark

National Cohort Benchmark

None available

None available

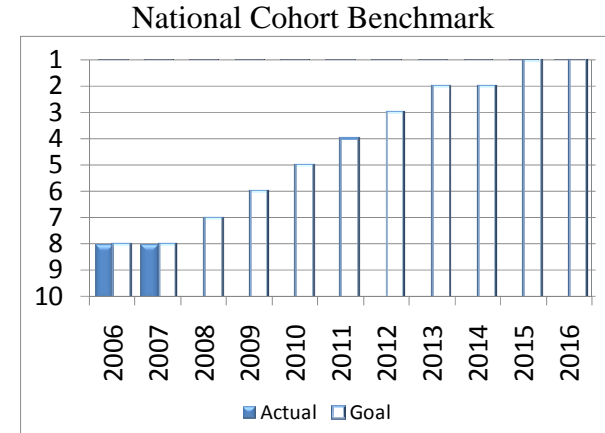
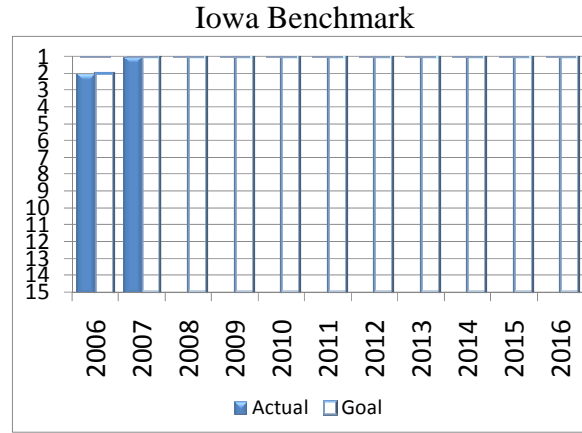
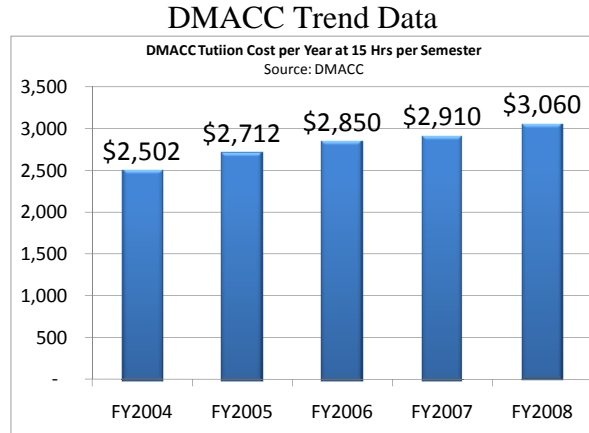
National Cohort

- Austin CC (TX)
- Collin County CC (TX)
- Illinois Central (IL)
- Grand Rapids (MI)
- Erie CC (NY)
- Johnson Co. (KS)
- Monroe CC (NY)
- Maricopa System (AZ)
- Metropolitan (NE)
- Miami Dade (FL)

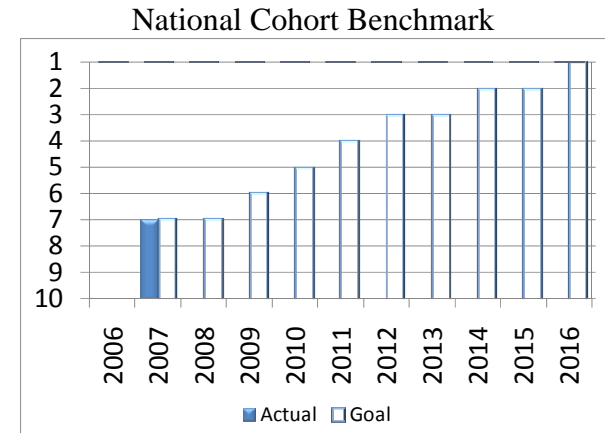
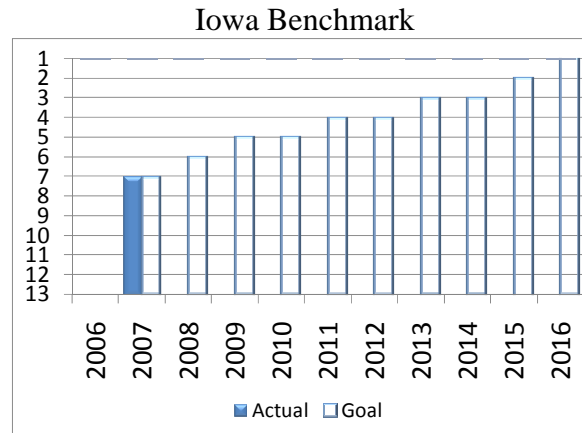
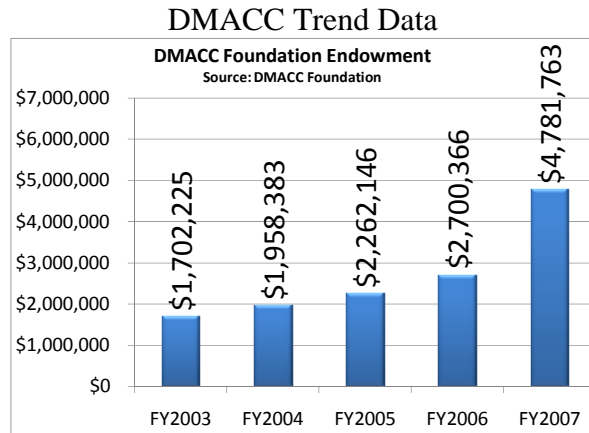
Note: Madison Area Tech, Cuyahoga, and El Paso were replaces in the cohort because they did not participate in the 2007 NCCBP

1. FIRST in Affordability

A. Student Education Costs Including Tuition Rate, Fees and Other Necessary Expenses



B. Scholarship Endowment Fund Balance ³



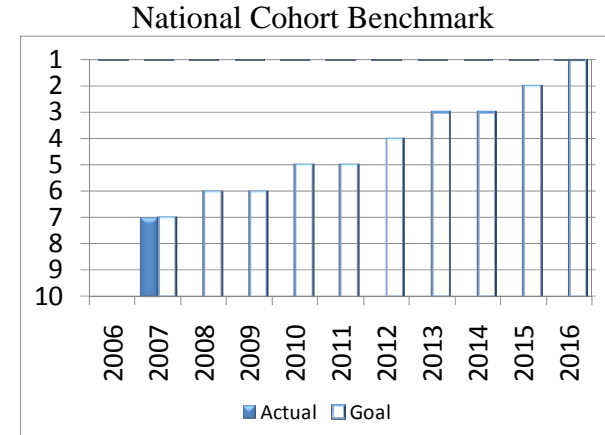
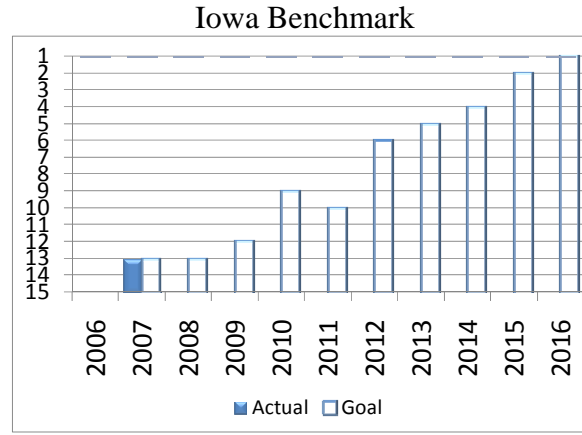
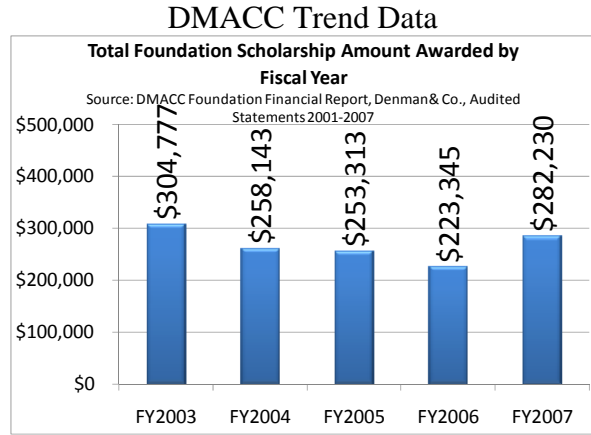
National Cohort

Austin CC (TX)	Collin County CC (TX)	Illinois Central (IL)	Grand Rapids (MI)	Erie CC (NY)
Johnson Co. (KS)	Monroe CC (NY)	Maricopa System (AZ)	Metropolitan (NE)	Miami Dade (FL)

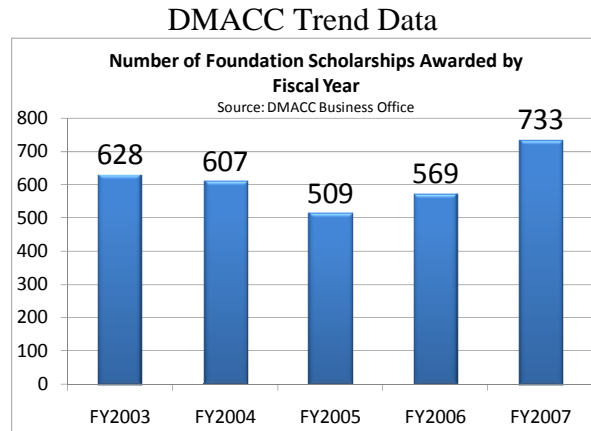
Note: Madison Area Tech, Cuyahoga, and El Paso were replaces in the cohort because they did not participate in the 2007 NCCBP

1. FIRST in Affordability (continued)

C. Scholarship Dollars Awarded ³



D. Number of Scholarships Awarded ³



Iowa Benchmark

None available

National Cohort Benchmark

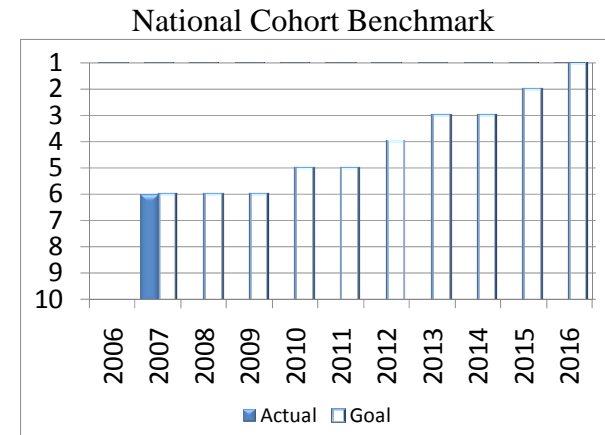
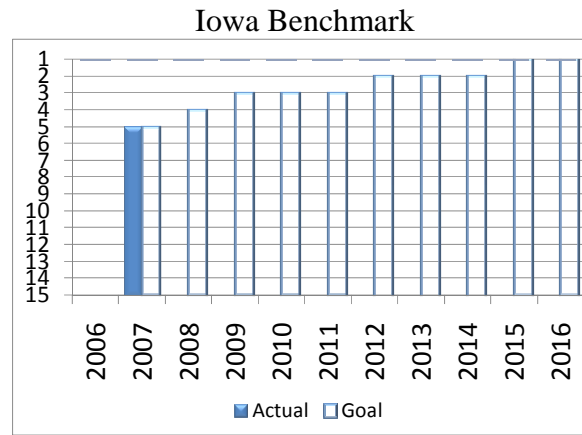
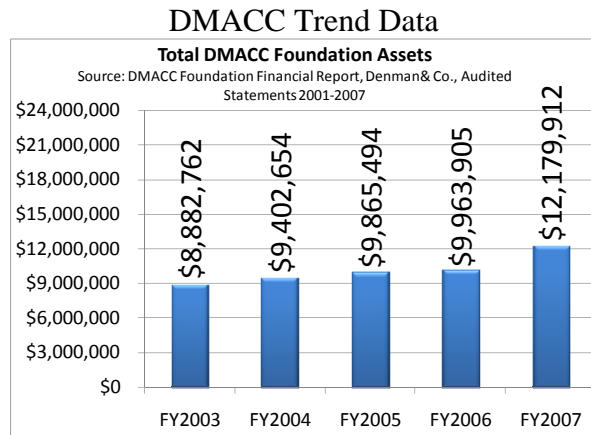
None available

National Cohort
 Austin CC (TX) Collin County CC (TX) Illinois Central (IL) Grand Rapids (MI) Erie CC (NY)
 Johnson Co. (KS) Monroe CC (NY) Maricopa System (AZ) Metropolitan (NE) Miami Dade (FL)

Note: Madison Area Tech, Cuyahoga, and El Paso were replaces in the cohort because they did not participate in the 2007 NCCBP

1. FIRST in Affordability (continued)

E. Total Foundation Assets ³



F. New Revenues from grants, investment and other sources

DMACC Trend Data

In development

Iowa Benchmark

None available

National Cohort Benchmark

None available

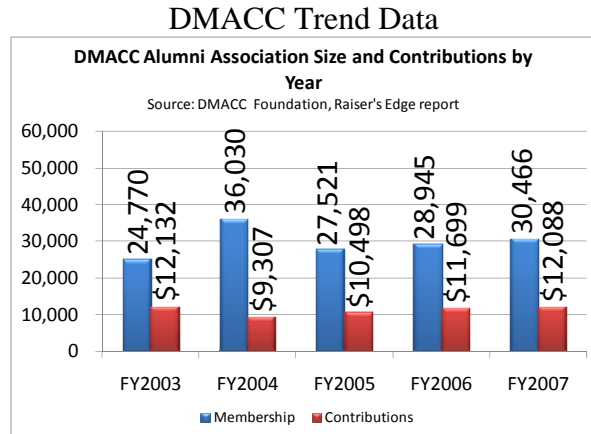
National Cohort

Austin CC (TX)	Collin County CC (TX)	Illinois Central (IL)	Grand Rapids (MI)	Erie CC (NY)
Johnson Co. (KS)	Monroe CC (NY)	Maricopa System (AZ)	Metropolitan (NE)	Miami Dade (FL)

Note: Madison Area Tech, Cuyahoga, and El Paso were replaces in the cohort because they did not participate in the 2007 NCCBP

1. FIRST in Affordability (continued)

G. Alumni Association Size and Contributions



Iowa Benchmark

National Cohort Benchmark

None available

None available

H. Cost Savings Through Process Efficiencies and Utilization of Existing Technology

DMACC Trend Data

Iowa Benchmark

National Cohort Benchmark

Quantifiable savings have been met in several areas both in time spent on tasks by students and dollars. A succinct way to display these savings is still being developed. The DMACC LEAN office will publish a list of activities and efficiencies gained.

None available

None available

National Cohort

- | | | | | |
|------------------|-----------------------|-----------------------|-------------------|-----------------|
| Austin CC (TX) | Collin County CC (TX) | Illinois Central (IL) | Grand Rapids (MI) | Erie CC (NY) |
| Johnson Co. (KS) | Monroe CC (NY) | Maricopa System (AZ) | Metropolitan (NE) | Miami Dade (FL) |

Note: Madison Area Tech, Cuyahoga, and El Paso were replaces in the cohort because they did not participate in the 2007 NCCBP

Notes:

- 1- To be marked as showing significant improvement, indicators had to show at least one of the following:
 - Significant improvement of over previous year
 - Significant improvement compared to one of the benchmark groups
 - Have met the goal in one of the benchmarks
- 2- Comparisons here are tenuous because we only have data from Iowa State University. Other schools in our grouping may be using data from many schools including private schools and other community college. We are working to use transfer performance data from a wider variety of schools.
- 3- Foundation scholarship and endowment information for FY06 changed from the previous report. Numbers used for FY06 were unaudited and thus varied with year-end numbers. Beginning with FY07, only audited year-end numbers will be used.

National Cohort

Austin CC (TX)	Collin County CC (TX)	Illinois Central (IL)	Grand Rapids (MI)	Erie CC (NY)
Johnson Co. (KS)	Monroe CC (NY)	Maricopa System (AZ)	Metropolitan (NE)	Miami Dade (FL)

Note: Madison Area Tech, Cuyahoga, and El Paso were replaces in the cohort because they did not participate in the 2007 NCCBP